



March 2018

# Diversity Statistics

[www.dwf.law](http://www.dwf.law)



NEW YORK



LONDON



PODGORICA



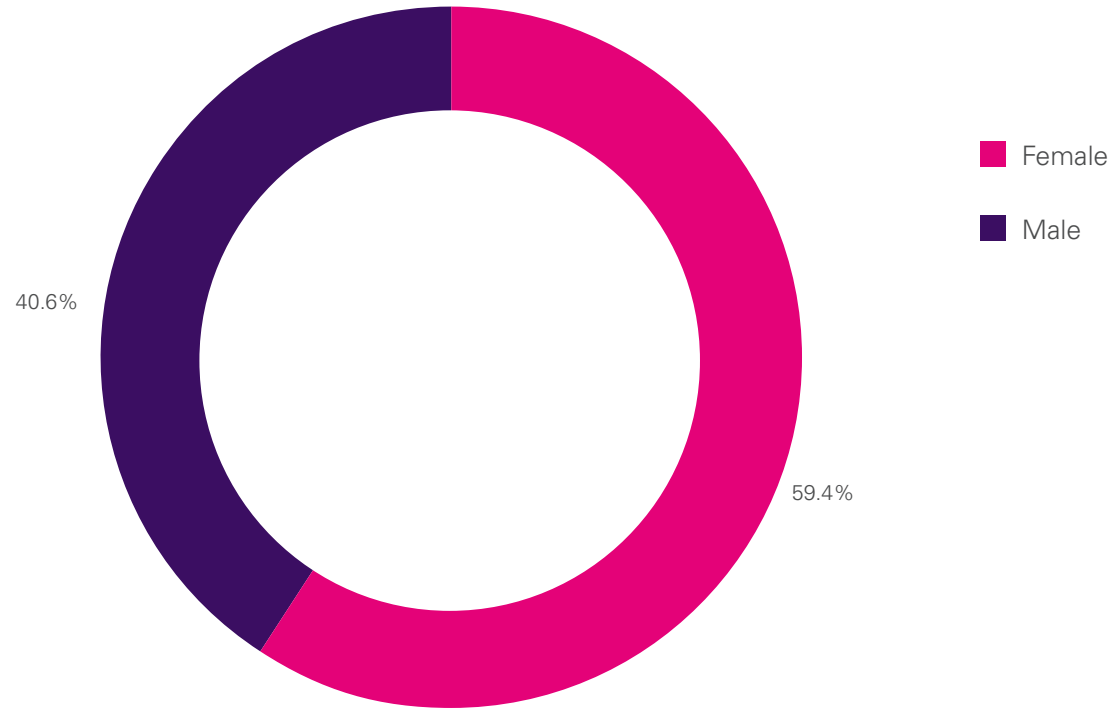
MOSCOW



BEIJING

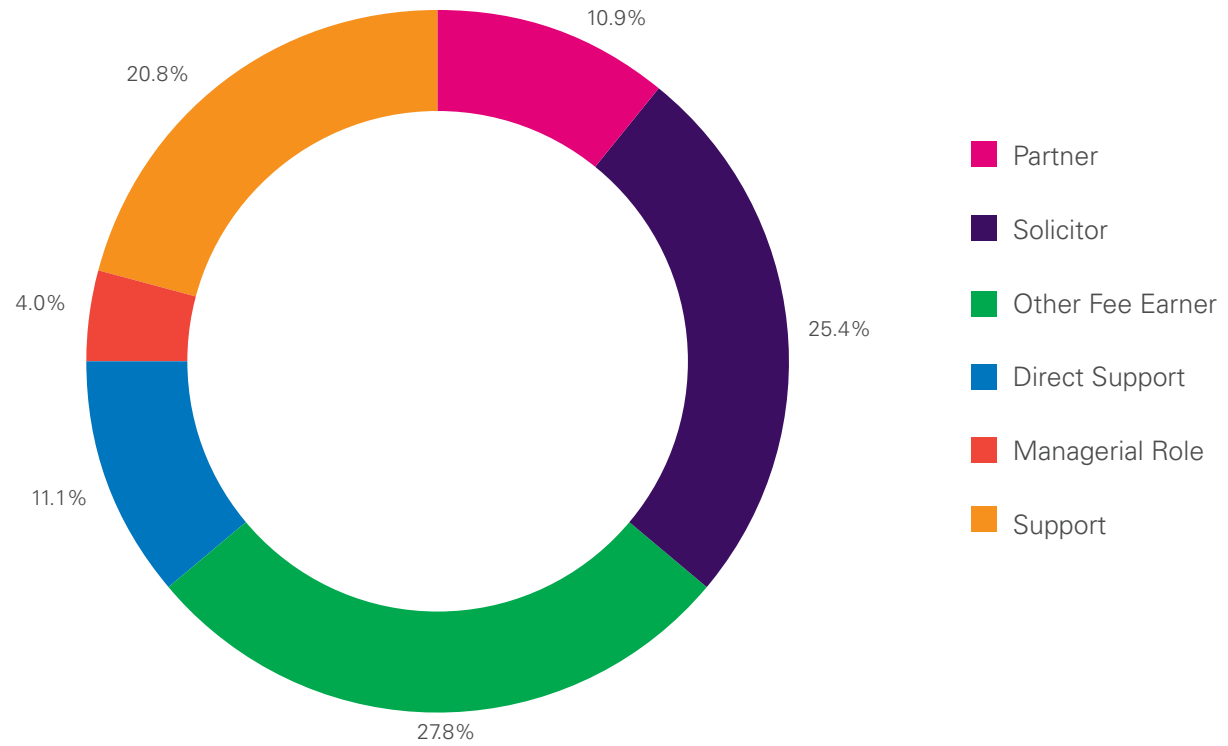


TOKYO



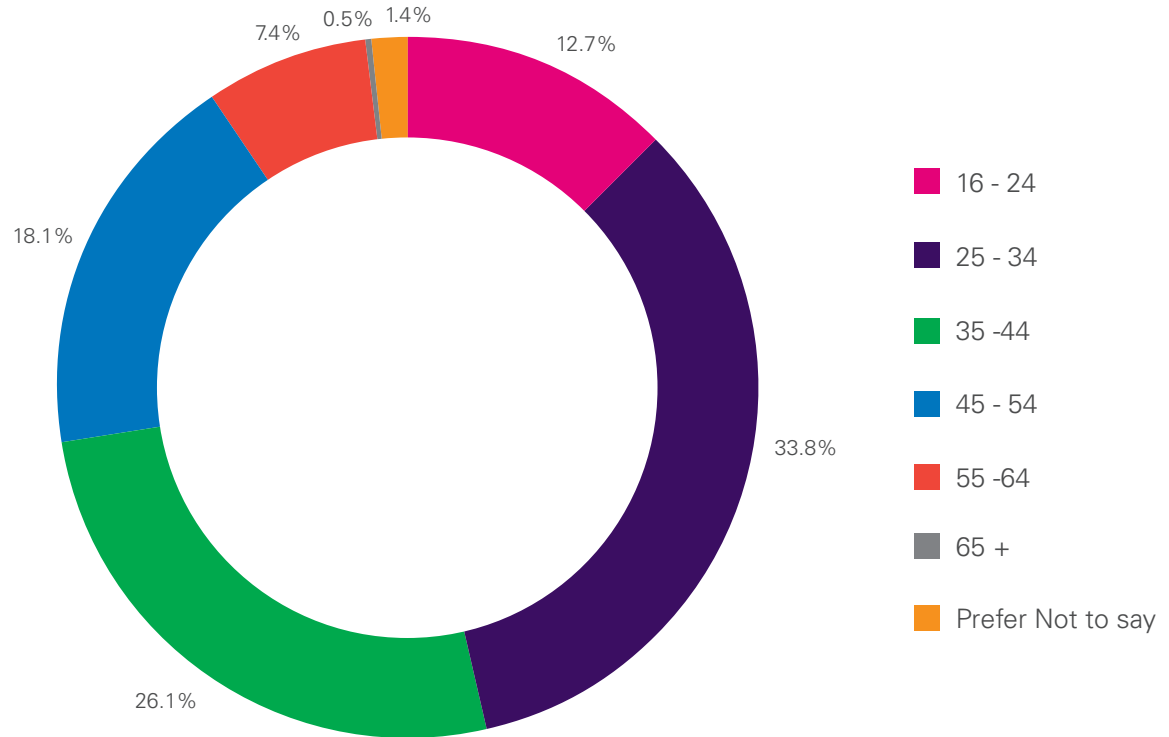
## Gender breakdown by role - Global

Gender	Partner	Solicitor	Other Fee Earner	Direct Support	Managerial Role	Support	Overall
Female	22.2%	56.7%	60.6%	92.6%	64.3%	61.9%	59.4%
Male	77.8%	43.3%	39.4%	7.4%	35.7%	38.1%	40.6%



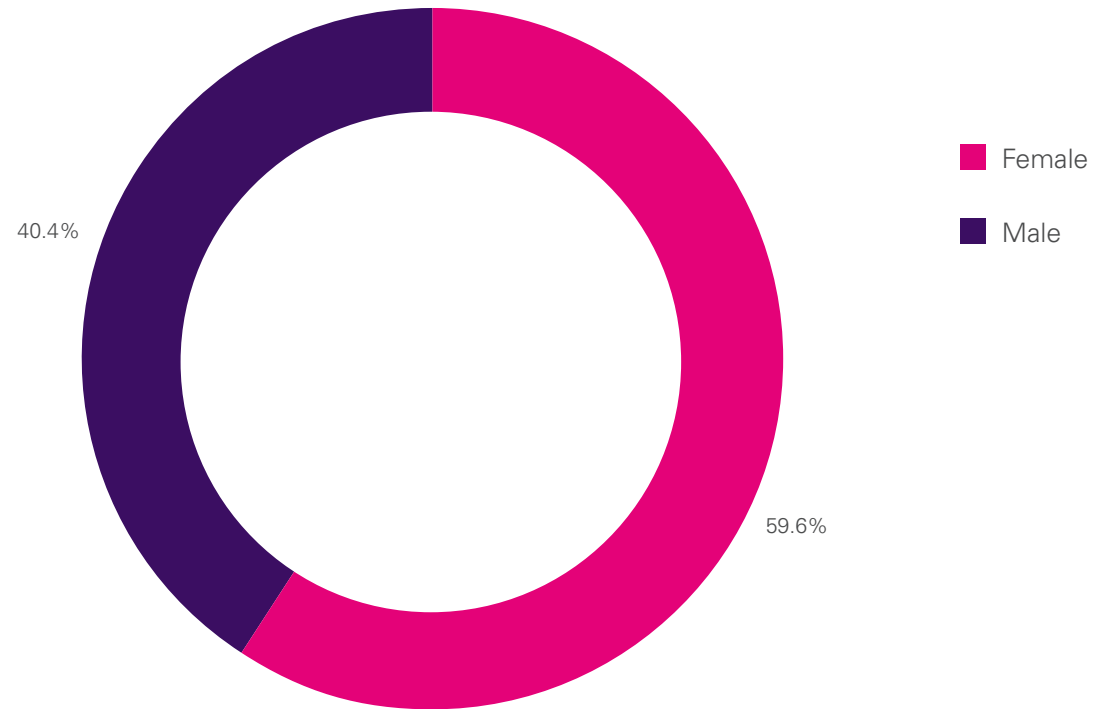
### Breakdown by role - Global

Partner	Solicitor	Other Fee Earner	Direct Support	Managerial Role	Support
10.9%	25.4%	27.8%	11.1%	4.0%	20.8%



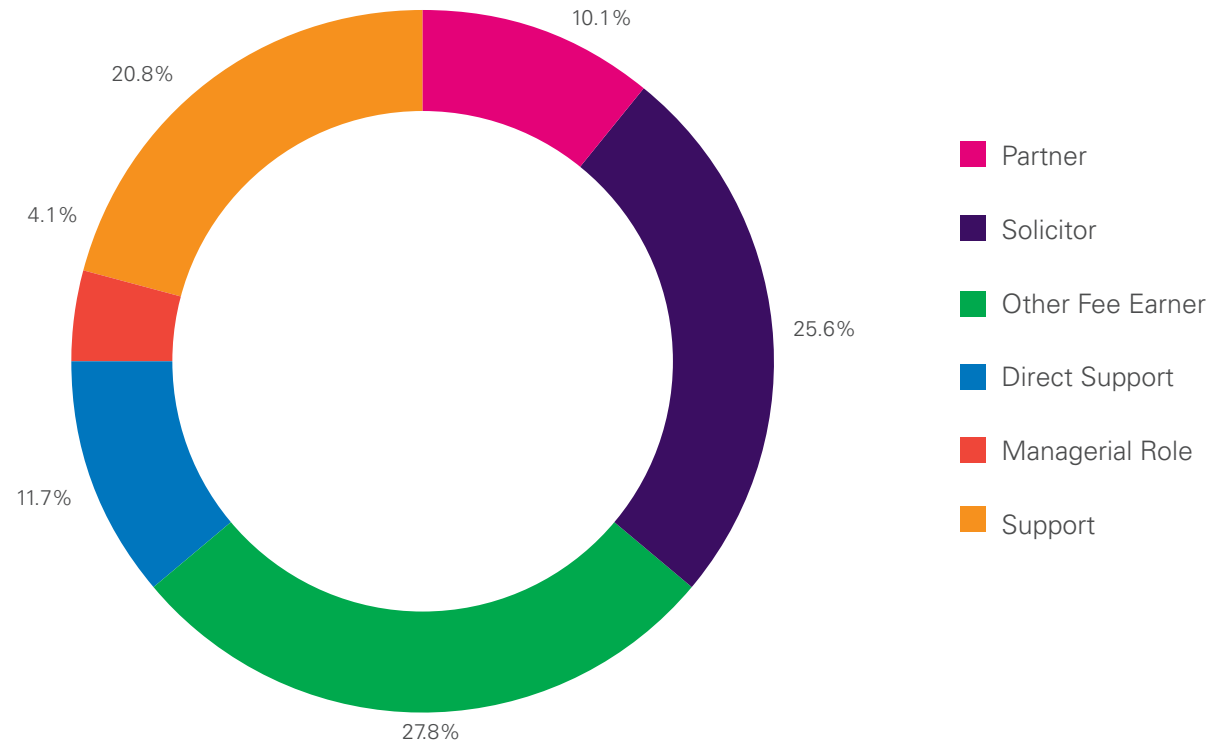
## Age Breakdown - Global

Age	Partner	Solicitor	Other Fee Earner	Direct Support	Managerial Role	Support	Total Per Age
16 - 24	0.0%	0.6%	29.9%	15.1%	0.0%	12.5%	12.7%
25 - 34	1.3%	48.7%	41.8%	17.9%	20.5%	33.0%	33.8%
35 - 44	32.0%	32.8%	13.6%	22.8%	49.1%	28.9%	26.1%
45 - 54	44.8%	14.2%	9.2%	26.9%	23.2%	15.1%	18.1%
55 - 64	18.0%	3.1%	3.5%	15.7%	6.3%	8.1%	7.4%
65 +	0.3%	0.1%	0.5%	0.6%	0.9%	0.7%	0.5%
Prefer Not to say	3.6%	0.6%	1.4%	1.0%	0.0%	1.7%	1.4%



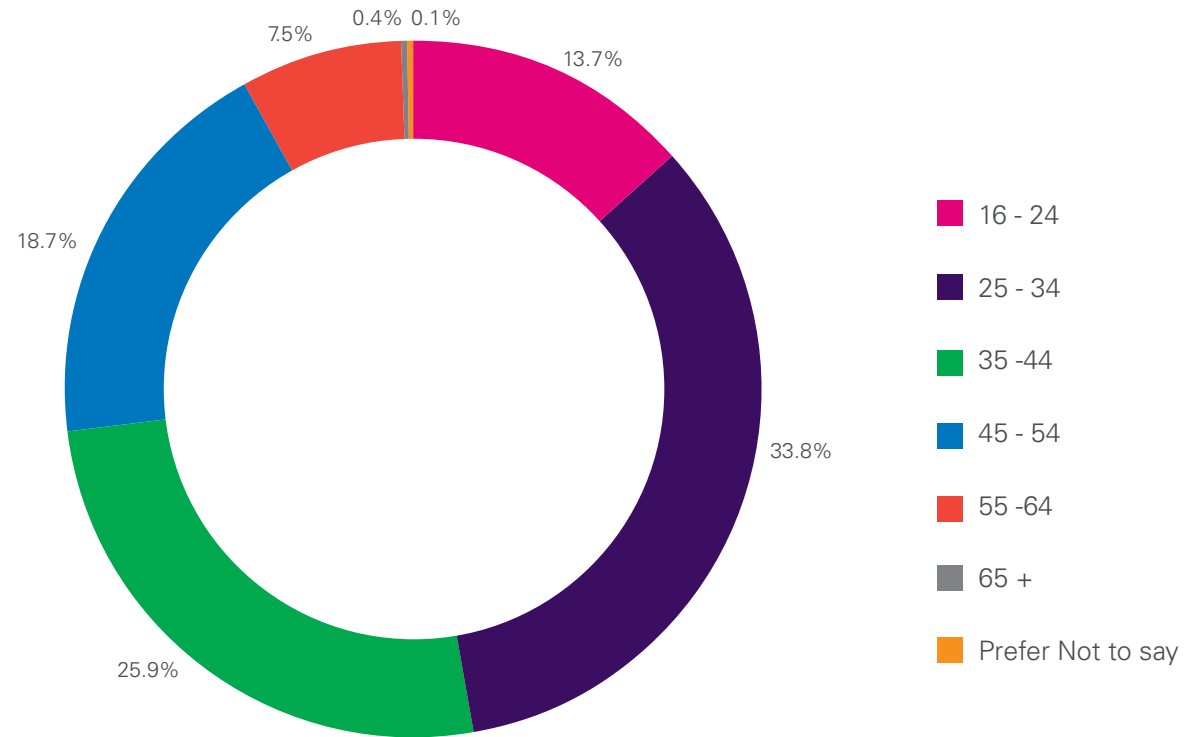
### Gender breakdown by role - UK only

Gender	Partner	Solicitor	Other Fee Earner	Direct Support	Managerial Role	Support	Overall
Female	21.4%	57.4%	60.7%	92.6%	64.4%	59.8%	59.6%
Male	78.6%	42.6%	39.3%	7.4%	35.6%	40.2%	40.4%



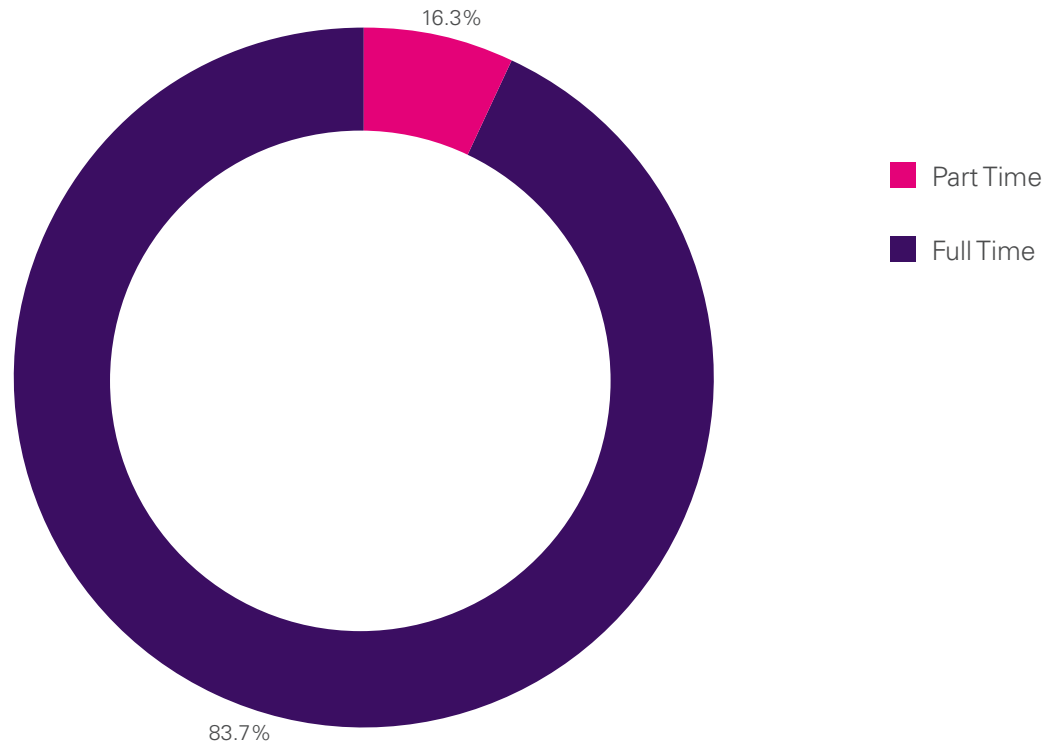
## Breakdown by role - UK only

Partner	Solicitor	Other Fee Earner	Direct Support	Managerial Role	Support
10.1%	25.6%	27.8%	11.7%	4.1%	20.8%



## Age Breakdown - UK only

Age	Partner	Solicitor	Other Fee Earner	Direct Support	Managerial Role	Support	Total Per Age
16 - 24	0.0%	0.6%	32.3%	15.7%	0.0%	13.2%	13.7%
25 - 34	1.6%	49.3%	41.4%	16.7%	19.2%	32.3%	33.8%
35 - 44	32.7%	31.9%	13.0%	23.1%	49.0%	29.5%	25.9%
45 - 54	46.3%	14.7%	9.4%	27.8%	25.0%	16.2%	18.7%
55 - 64	19.1%	3.4%	3.2%	16.1%	5.8%	8.3%	7.5%
65 +	0.4%	0.2%	0.4%	0.7%	1.0%	0.6%	0.4%
Prefer Not to say	0.0%	0.0%	0.3%	0.0%	0.0%	0.0%	0.1%

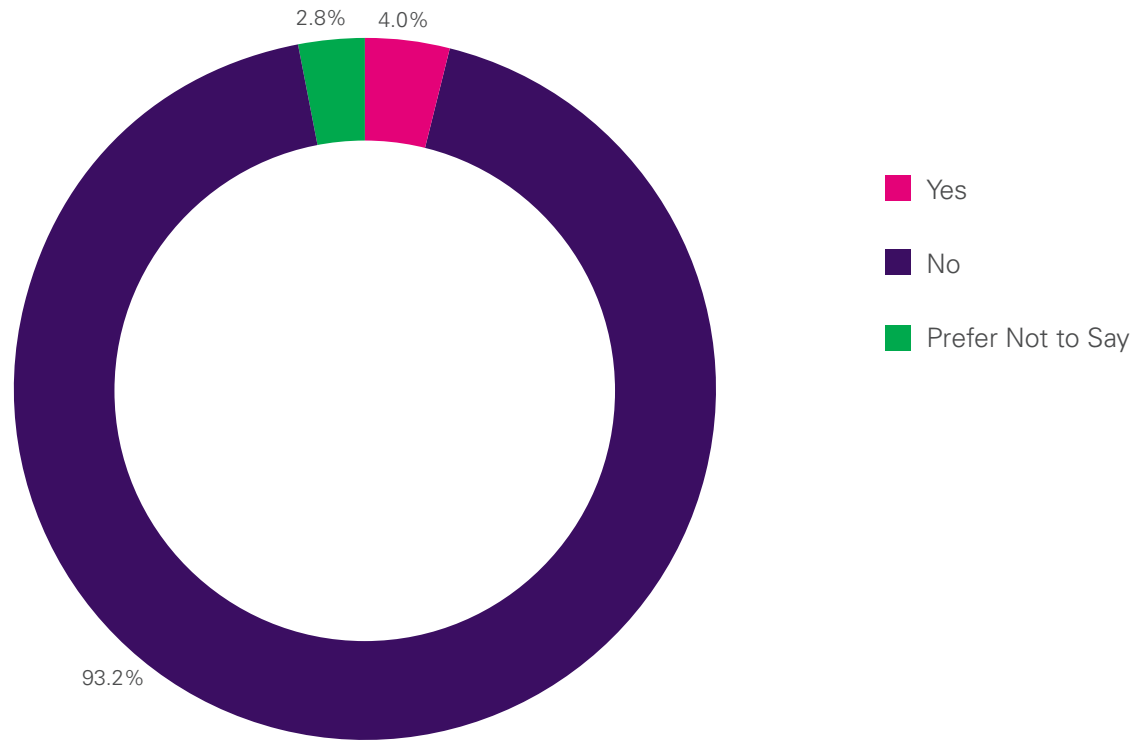


## Part Time / Full Time

	Partner	Solicitor	Other Fee Earner	Direct Support	Managerial Role	Support	Full Time Split
Part Time	9.3%	18.2%	12.5%	27.8%	12.5%	16.9%	16.3%
Full Time	90.7%	81.8%	87.5%	72.2%	87.5%	83.1%	83.7%

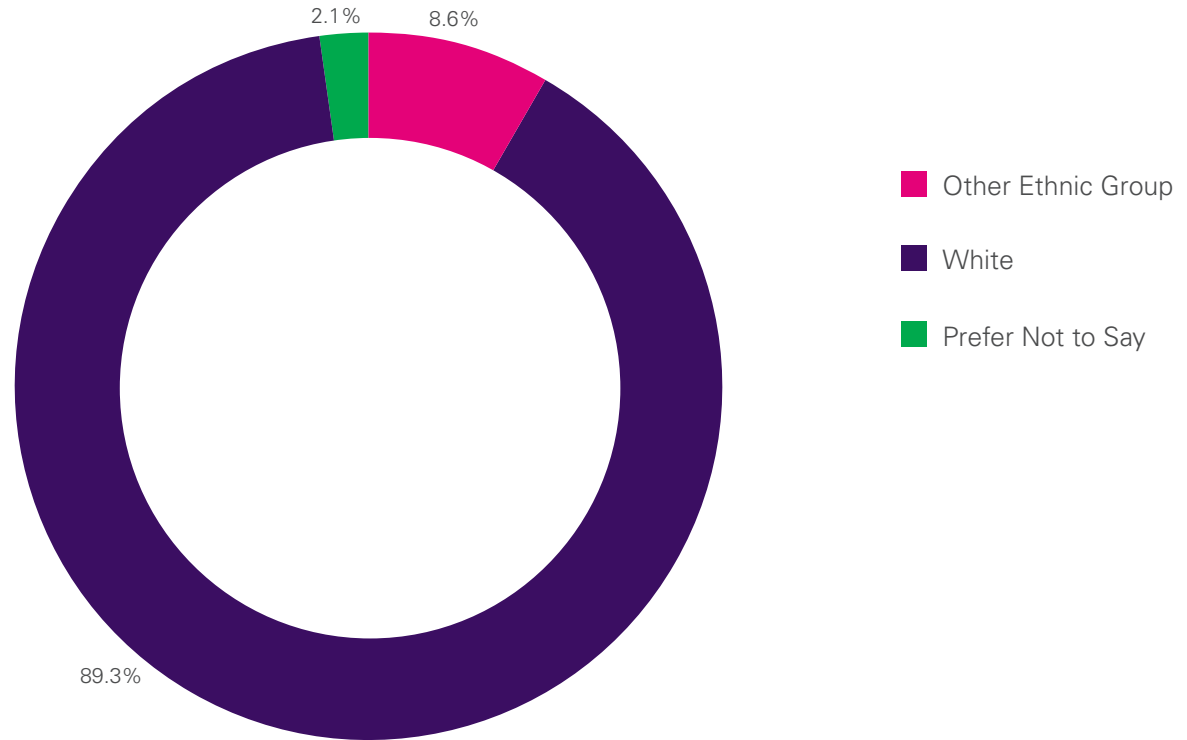
- 581 people are Agile / Mobile workers
- 83 People are home workers





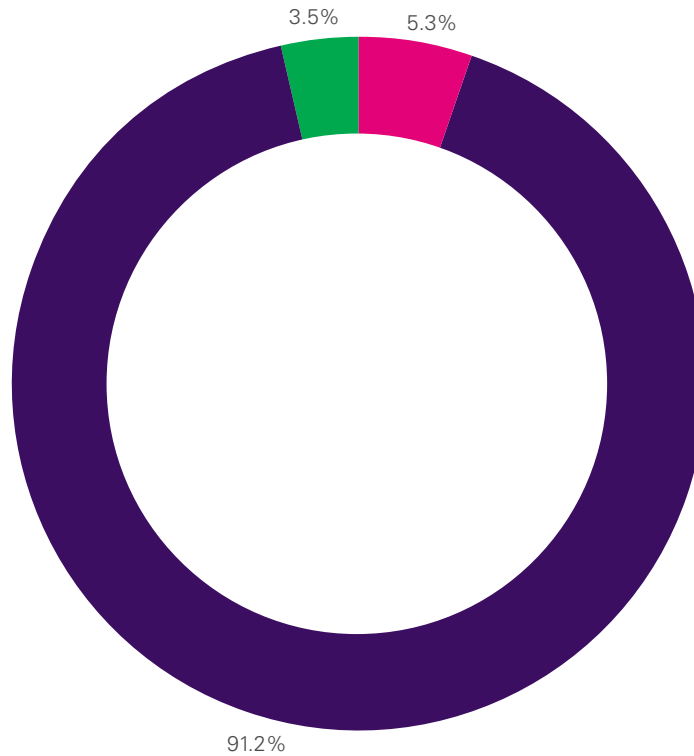
## Disability

	Yes	No	Prefer Not to Say
	4.0%	93.2%	2.8%



## Ethnicity

Asian/Asian British - Any other Asian background	Asian/Asian British - Bangladeshi	Asian/Asian British - Chinese	Asian/Asian British - Indian	Asian/Asian British - Pakistani	Black/Black British - African	Black/Black British - Caribbean	Black/Black British - Any other Black background	Mixed/multiple ethnic groups - White and Asian
0.4%	0.4%	0.7%	2.7%	0.7%	0.5%	0.9%	0.1%	0.7%
Mixed/multiple ethnic groups - White and Black African	Mixed/multiple ethnic groups - White and Black Caribbean	Mixed/multiple ethnic groups - Any other Mixed/multiple ethnic background	Other ethnic group - Arab	Other ethnic group - Other ethnic group	White - Any other White background	White - British/English/Welsh/Northern Irish/Scottish	White - Irish	Prefer not to say
0.1%	0.4%	0.5%	0.3%	0.2%	5.5%	80.8%	3.0%	2.1%

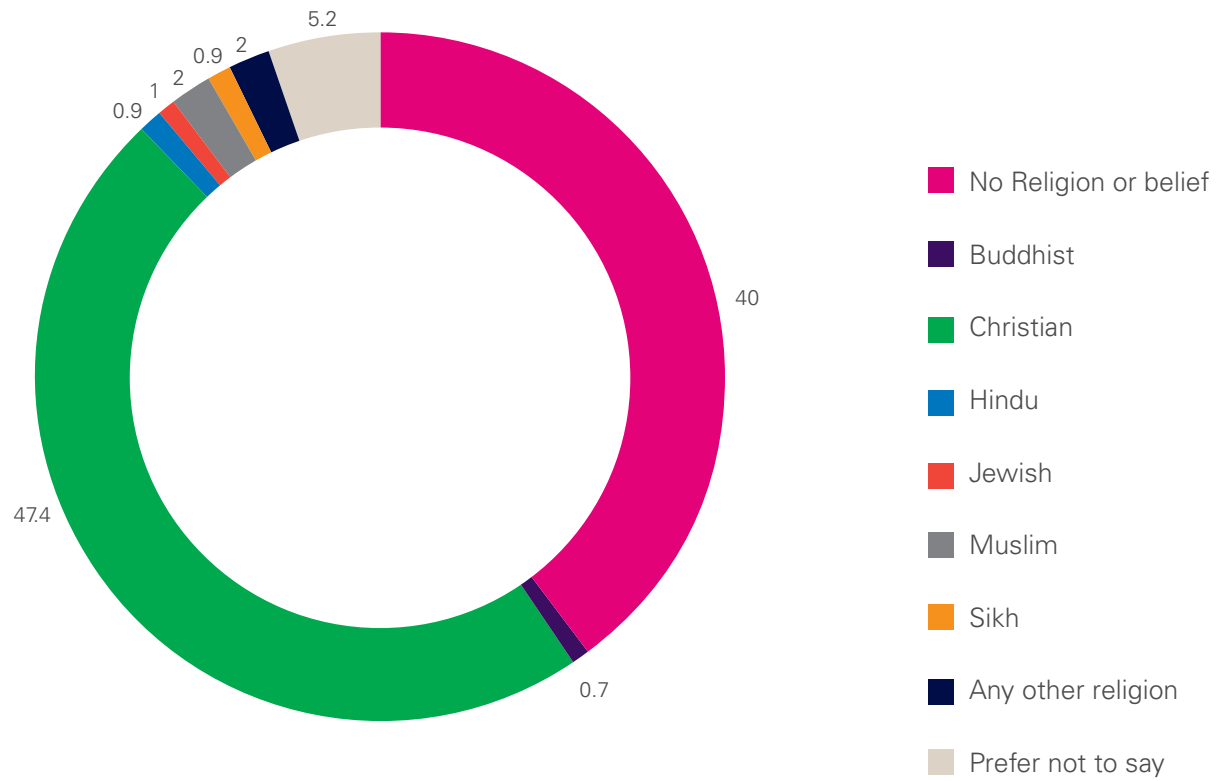


- LGBT
- Hetrosexual
- Prefer not to say

Bisexual	1.6%
Gay Man	2.9%
Gay Woman / Lesbian	0.5%
Heterosexual/ Straight	91.2%
Other	0.3%
Prefer not to say	3.5%

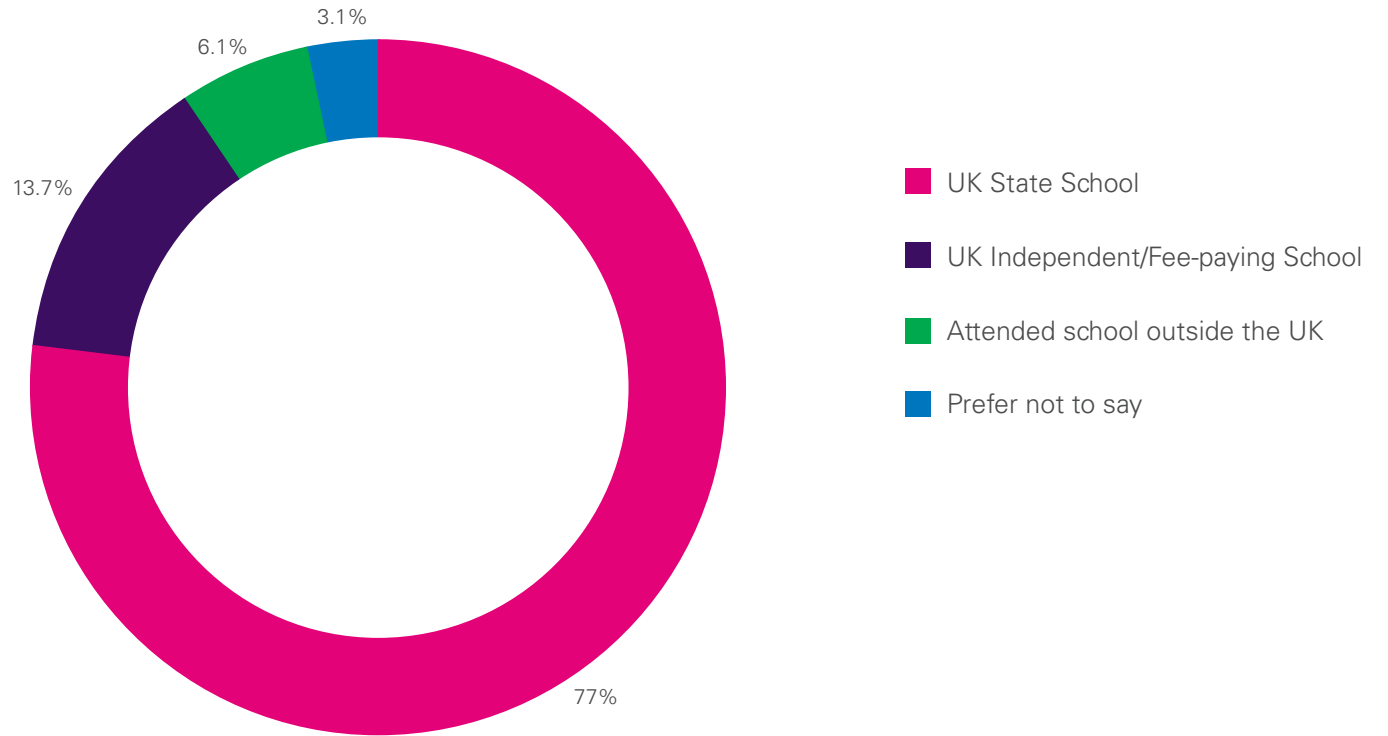
## Sexual Orientation

	LGBT	Hetrosexual	Prefer not to say
	5.3%	91.2%	3.5%



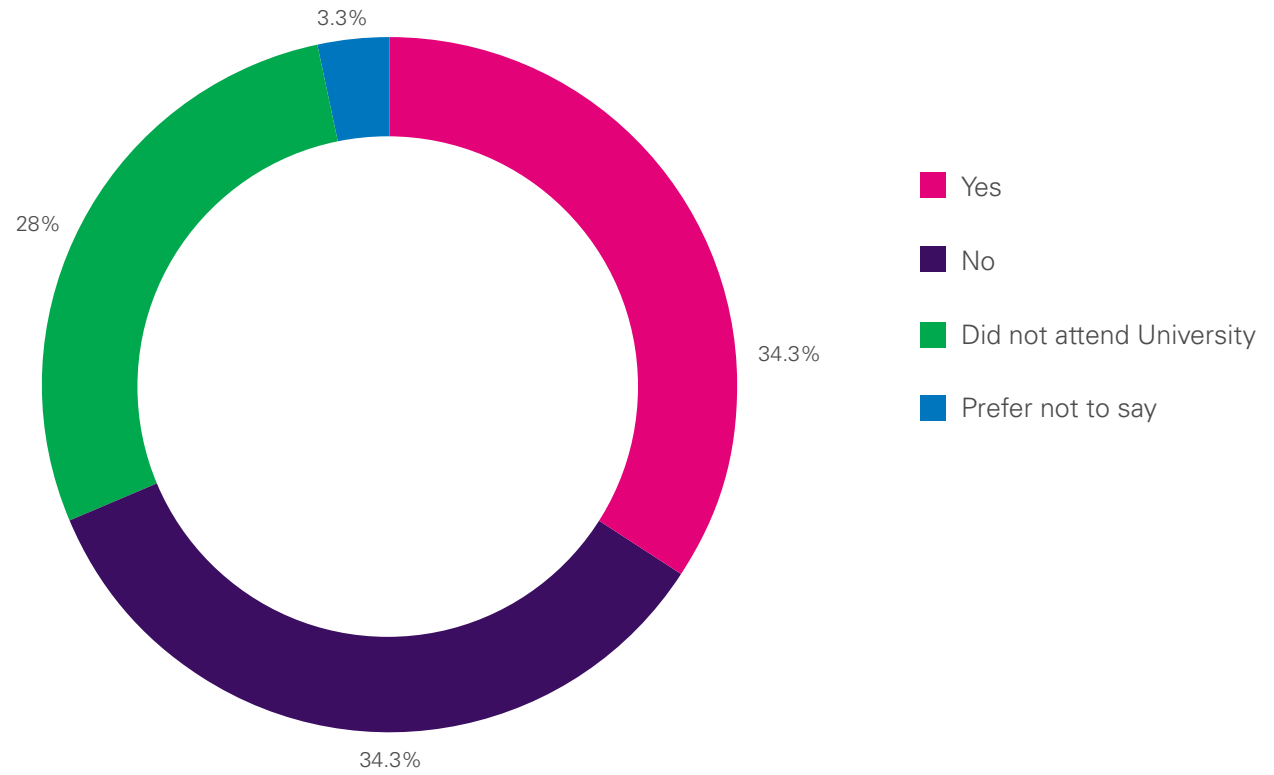
## Religion

No Religion or belief	Buddhist	Christian	Hindu	Jewish	Muslim	Sikh	Any other religion	Prefer not to say
40.0%	0.7%	47.4%	0.9%	1.0%	2.0%	0.9%	2.0%	5.2%



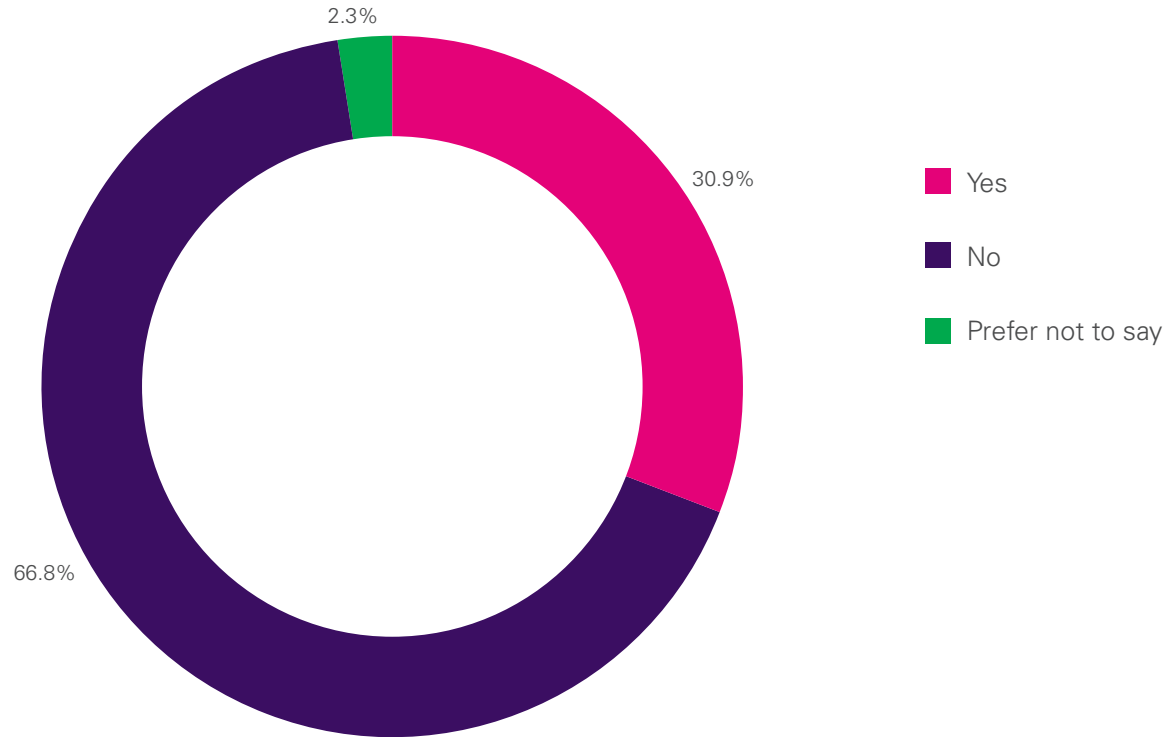
## Social Mobility

UK State School	UK Independent/Fee-paying School	Attended school outside the UK	Prefer not to say
77.0%	13.7%	6.1%	3.11%



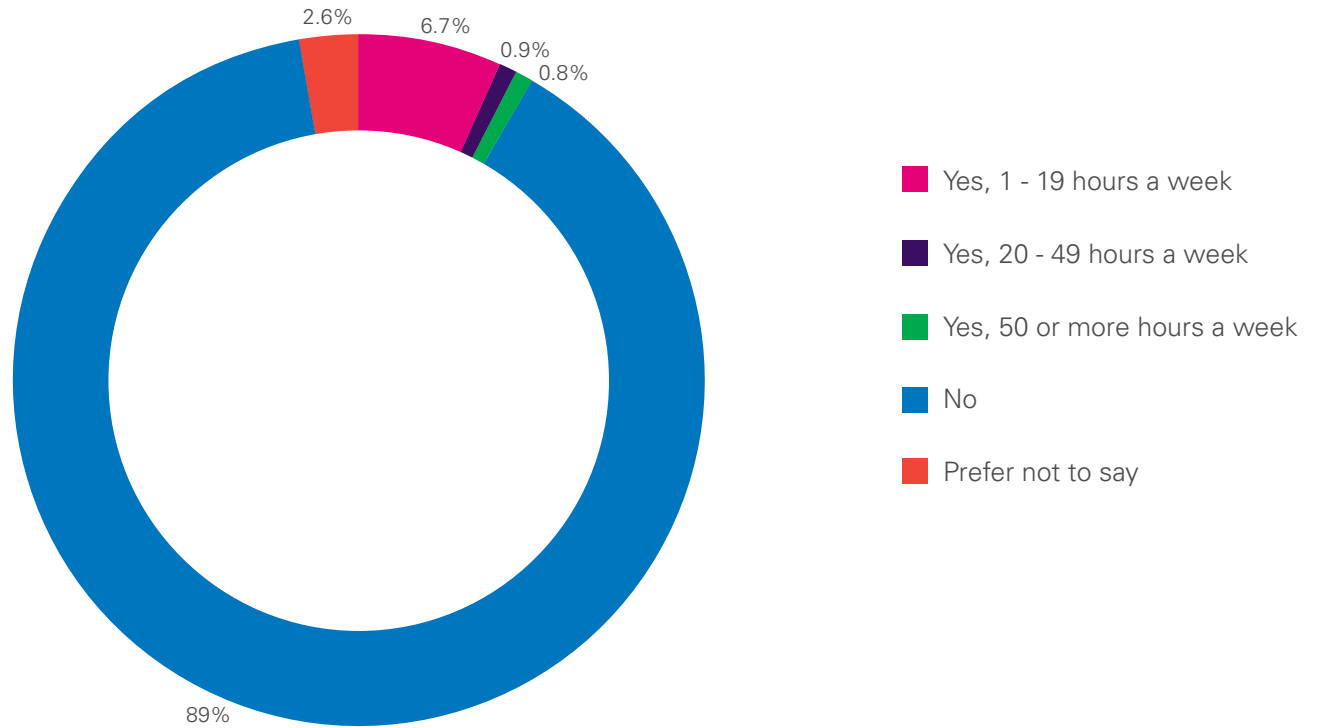
## First Generation of family to attend University

Yes	No	Did not attend University	Prefer not to say
34.3%	34.3%	28.0%	3.3%



## Primary Carer for children under 18

	Yes	No	Prefer not to say
	30.9%	66.8%	2.3%



Do you look after or care for someone with long term physical or mental ill health caused by disability or age

Yes, 1 - 19 hours a week	Yes, 20 - 49 hours a week	Yes, 50 or more hours a week	No	Prefer not to say
6.7%	0.9%	0.8%	89.0%	2.6%





# Location



**25**  
locations

- Belfast
- Berlin
- Birmingham
- Brisbane
- Bristol
- Brussels
- Chicago
- Cologne
- Dubai
- Dublin
- Edinburgh
- Glasgow
- Leeds
- Liverpool
- London
- Manchester
- Melbourne
- Milan
- Milton Keynes
- Munich
- Newcastle
- Paris
- Singapore
- Sydney
- Toronto

- We have an exclusive association with Harasani & Alkhamees in Jeddah and Riyadh.
- In Argentina, we work in association with VAGEDES & Asociados.
- In Colombia, we work in association with Duarte Garcia Abogados.
- In Panama, we work in association with Fabrega Molino.

# People



**2,700**

There are now over 2,700 people across the DWF Group.

People in **11** countries across **four** continents



March 2018

---

## Diversity Statistics

[www.dwf.law](http://www.dwf.law)